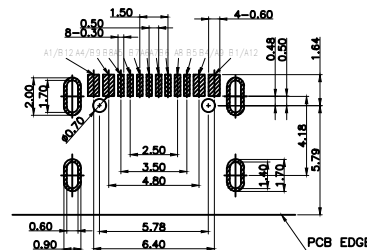


AFTER MATING



RECOMMEND P.C.B LAYOUT(COMPONENT SIDE)
TOLERANCE FOR PCB LAYOUT IS ± 0.05

REV	DESCRIPTION	DATE	APPROVED
A	新板发行	2020.11.06	HHM

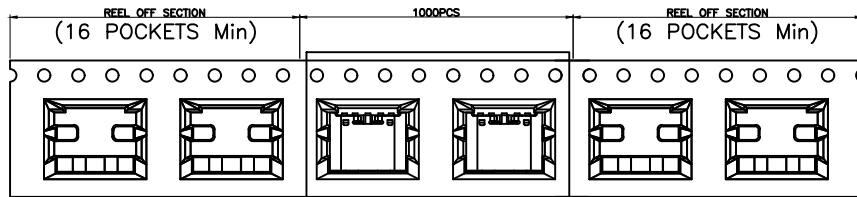
NOTE:
备注:
1. MATERIAL SPECIFICATION:
1. 材料规格:
1-1. HOUSING: HIGH TEMPERATURE RESISTANT PLASTIC, UL94 V-0
1-1. 壳体材料: 高温塑胶, 防火等级UL94 V-0
1-2. TERMINAL: COPPER ALLOY
1-2. 端子材料: 铜合金
1-3. FRONT SHELL: STAINLESS STEEL
1-3. 外壳材料: 不锈钢
1-4. MID PLATE: STAINLESS STEEL
1-4. 中夹片: 不锈钢
2. PLATING SPECIFICATION:
2. 电镀规格:
2-1. TERMINAL:
2-1. 端子:
Ni 50u" MIN. UNDER PLATED OVER ALL.
镀镍底 50u" MIN.
Au PLATED 0.5~1u" OVER Ni
表面镀金 0.5~1u"
2-2. FRONT SHELL:
2-2. 外壳:
Ni 50u" MIN. PLATED OVER ALL.
镀镍底 50u" MIN.
3. MECHANICAL PERFORMANCE,
3. 机械性能:
3-1. INSERTION FORCE: 0.5~2.0kgf.
3-1. 插入力: 0.5~2.0kgf.
3-2. REMOVAL FORCE: 0.6kgf~2.0kgf.
3-2. 拔出力: 0.6kgf~2.0kgf.
3-3. DURABILITY: 10000 CYCLES.
3-3. 插拔寿命: 10000次.
4. ELECTRICAL PERFORMANCE,
4. 电气性能:
4-1. VOLTAGE RATING: 5.0V DC/AC
4-1. 额定电压: 5.0V DC/AC
CURRENT RATING: 3.0A
额定电流: 3.0A
4-2. ILCR: 50mΩ/PIN MAX.
4-2. 接触阻抗: 50mΩ/PIN MAX.
4-3. INSULATION RESISTANCE: 100MΩ MIN
4-3. 绝缘阻抗: 100MΩ MIN
4-4. DIELECTRIC WITHSTAND VOLTAGE, AC 100V FOR 1 MINUTE.
4-4. 耐电压: AC 100V FOR 1 MINUTE.
5. ENVIRONMENTAL PERFORMANCE,
5. 环境特性:
OPERATING TEMPERATURE: -25°C~+85°C.
工作温度: -25°C~+85°C.

A1	GND	B12	GND
A2		B11	
A3		B10	
A4	VBUS	B9	VBUS
A5	CC1	B8	SBU2
A6	DP1	B7	DN2
A7	DN1	B6	DP2
A8	SBU1	B5	CC5
A9	VBUS	B4	VBUS
A10		B3	
A11		B2	
A12	GND	B1	GND

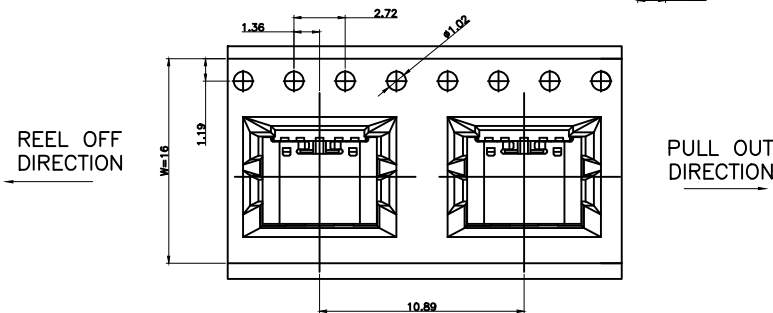
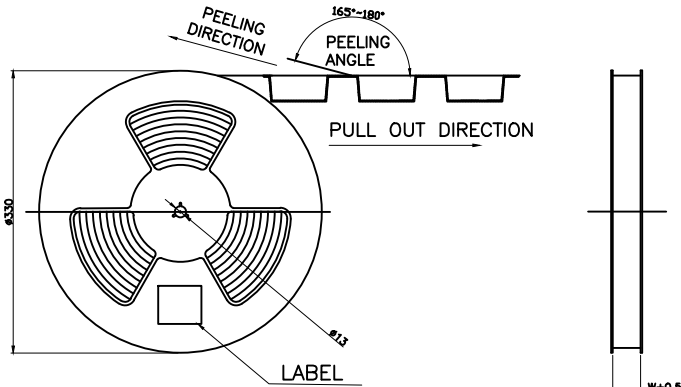
CUSTOMER DRAWING			铭创科技(东莞)有限公司		
UNITS mm	SCALE 1:1	SHEET	TITLE TYPE C母座16PIN 板上四脚插板SMT L=7.35 5A 三模 有柱		
PROJECTION: 	DRAW: DAP	CHECK: HWT	MAT'L SEE TABLE	FINISH SEE TABLE	
GENERAL TOLERANCE 0. ±0.35 0.0 ±0.25 0.00 ±0.15 0.° ±4° 0.0° ±3°	APPD: HHM	DWG. NO. A011601A	PART NO. _____	SIZE A4	



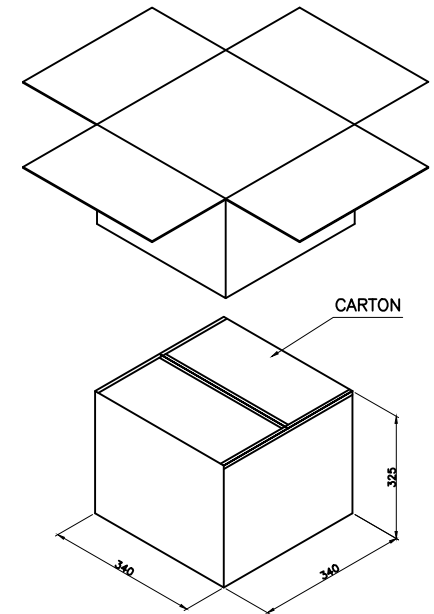
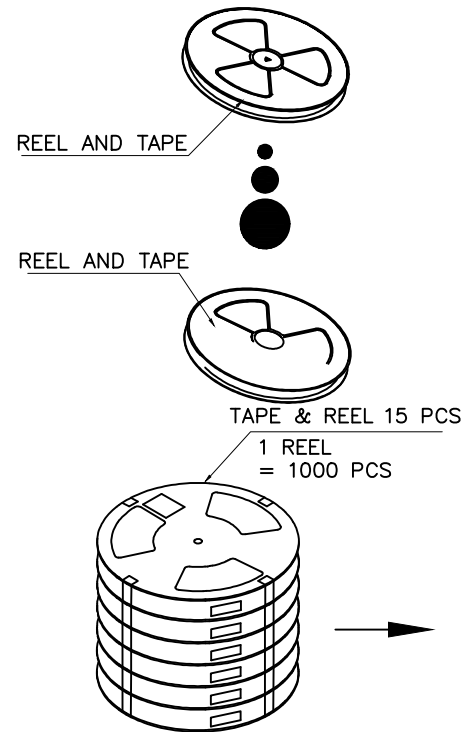
包装规范 / PACKING SPECIFICATION



SEE DETAIL X



REV	DESCRIPTION	DATE	APPROVED
A	新板发行	2020.11.06	HHM



CUSTOMER DRAWING			铭创科技（东莞）有限公司		
UNITS mm	SCALE 1:1	SHEET	TITLE TYPE C母座16PIN 板上四脚插板SMT L=7.35 5A 三模 有柱		
PROJECTION: 		DRAW: DAP	MAT'L SEE TABLE	FINISH SEE TABLE	
GENERAL TOLERANCE 0. ±0.35 0.0 ±0.25 0.00 ±0.15 0.° ±4° 0.0° ±3°		CHECK: HWT	DWG. NO. A011601A	PART NO. _____	SIZE A4
		APPD: HHM			